

Guest Users Instructions to Enroll

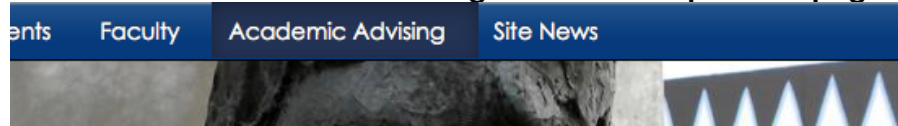
1. Select Logout -



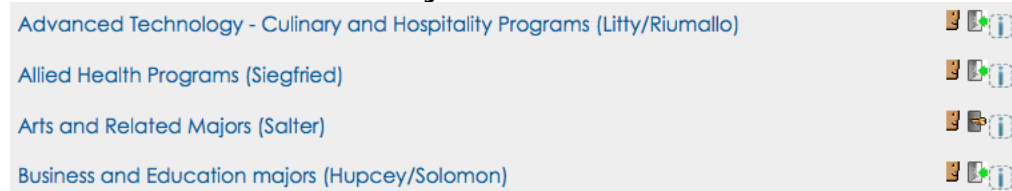
2. Then Login with your L number and PassPhrase

A screenshot of a login window titled "Login". It contains fields for "Username" (with the value "L00123456") and "Password" (masked with dots). Below these fields is a checkbox labeled "Remember username" and a blue "Login" button. A link "Lost password?" is located below the button. At the bottom of the window is a "Latest news" section with a small icon.

3. Select the Academic Advising Tab at the top of the page

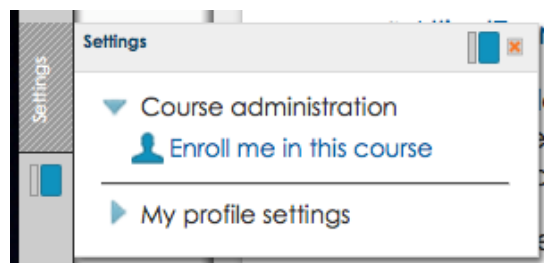


4. Select the Resource that you want.



5. Under Settings select Enroll me in this course.

You will find this on the left



Or ...on the right

