



LPN to RN Nursing Application Winter 2015 Forms Packet



FORM 1 CONDITIONS OF APPLICATION CHECKLIST

Complete all portions of this form as directed. Name as indicated in [myLane](#)

L# _____ FIRST _____ LAST _____

E-mail – required: _____ Preferred Phone _____ Phone _____


- ☐ All courses were taken at LCC Address: _____
- ☐ Official Transcripts from other colleges have been submitted to Lane Enrollment Services - ATTN: HP Transcript – Lane Community College - 4000 East 30th Ave, Eugene, OR 97405. Unofficial copies of Pioneer Pacific transcripts are attached if applicable.

I have completed the following and submitted prior to the application deadline. (Read and initial all)

- _____ B. Submitted official, sealed transcripts from colleges other than Lane to Lane Enrollment Services. **I understand transcripts must be received by date of application (submission of Forms 1 and 2).** OR All courses were taken at LCC.
- _____ C. Completed the LCC Credit Admission process and have an L number. **OR** I have previously taken credit classes at Lane and have an L number.
- _____ D. Completed the LPN to RN Nursing On-line Application and Payment process and have paid the **\$50 non-refundable** application fee on the same date I have emailed Forms 1 and 2 to HPApplicationCenter@lanecc.edu.

Conditions of Application. (Read and type in your initials)

- _____ A. I have read all information in the LPN to RN Nursing Application Information Packet Winter 2015.
- _____ B. I am a **current resident of the State of Oregon** and my current Oregon address is listed in [myLane](#).
- _____ C. I understand that my application will not be returned and that I am responsible for making a personal copy.
- _____ D. I understand that I am NOT considered an applicant to the program unless all required admission steps, Forms 1 and 2 (Sections 1-6), and documentation have been received **prior to the application deadline**.
- _____ E. I understand points allotted towards my **application/references** will not be available to me, as required by OCNE regulations.
- _____ F. I understand that should I be accepted into the program, conditions of enrollment require completion of **all courses as listed in the application information packet Items 1-9 must be completed prior to Winter 2015 entry**; program specific physical and immunizations, CPR certification, criminal background check; drug screening; medical insurance, and attendance at the orientation session. Details of requirements will be included in letters of acceptance.
- _____ G. I hereby attest that all application information and documentation submitted **online and by email** are accurate and authentic.

Forms 1 and 2 submitted scanned, Google docs, handwritten or delivered in person will not be accepted. Be sure to use the latest version of Adobe Reader to complete this Form  <http://get.adobe.com/reader/>

Macintosh users – be sure to not use “Preview” to view or complete this Form. Set Adobe Reader as the default PDF reader.

By Application deadline submit by e-mail to...

HPApplicationCenter@lanecc.edu

Health Professions Application Center

Subject – Attention Nursing Application

Change to file name:

LPNRNNursingForms2014LastNameLNumber

On the same date or before: Lane Transcript and/or submitted transcripts to Enrollment Services reflect courses and degree(s) listed on Point Petition Sheet.

Online Nursing Program Application and Payment has been submitted.

FORM 2 LPN to RN Nursing POINT PETITION SHEET Winter 2015

If courses that meet grade criteria in Section 1 appear on a transcript by date of application they must be listed below. See LPN to RN Nursing Application Information Winter 2015, pages 2-3 items 1-8 and pages 4-5 items 1-12. : Required to Apply Items 1 to 8 – 45 credits from Sections 1 and 2 *. Students with BA/BS if not listing WR 121/WR 122 may use up to 8 Approved Elective credits in Section 1.

Enter credits in credit column. Courses must meet minimum credit requirement shown and may not exceed maximum credit shown.

Credits X Grade Value = Quality Points (QP)

Identify corresponding QP below. Then enter in the right hand column under QP – the number. Math example- 4/5 credits. For a B grade the 12/15 quality points. For 4 credits the Quality Points would be 12. For 5 credits it would be 15. Then enter 12 or 15 in right hand column

Lane Course Number¹ See LPN to RN Nursing Application Information Winter 2015 for specifics. ¹ Courses listed below must meet criteria as defined in the Application Information. 45 qualifying credits including all courses listed below-required to apply.

Section 1. Use the [Lane Transfer Tool](#) to establish course equivalency if your courses are not from Lane.

For items 1-4 list term and year completed. For items 6-7 list name of qualifying course. If courses not taken at Lane list name of institution(s), course number and name as it appears on your transcripts (e.g. Clatsop CC NFM 225 Nutrition, Fall 2006 or MHCC PSY 237 Human Development Winter 2010)

Credits	C Grade Value (2)	B Grade Value (3)	A Grade Value (4)	Quality Points QP
Item 1 - BI 231* (4 Credits)	8	16 (exception)	16	
Item 1 - BI 232 (4 Credits)	8	16 (exception)	16	
Item 1 - BI 233 Win 2008 or later (4 Credits)	8 or Pass	16 (exception)	16	
Item 2 - MTH 095* or higher (4/5 Credits)	10	12/15	16/20	
OR *Other – see Item 2 page 2-3.	0	0	0	0
Item 3 - WR 121 (3/4 Credits) If BA/BS can use Approved Elective	6/8	9/12	12/16	
Item 3 - WR 122 (3/4 Credits) If BA/BS can use Approved Elective	6/8	9/12	12/16	
Item 4 - FN 225 (3/4 Credits)	6/8	9/12	12/16	
Item 5 - PSY 215 (3 Credits)	6	9	12	
Item 6 – Human Relations (3/4 Credits) pp 44-45	6/8	9/12	12/16	
Item 7 – AL, SocSci, Sci (3/4 Credits) see pp 44	6/8 or Pass	9/12	12/16	

For office use only 30-40 credits/60-160 quality points













Section 2: Approved Electives. Item 8 See pages 2-3 item 8 in Application Information for definition of qualifying courses. Total within 45- 47 credits. (e.g. BI 112, BI 234, CS 120, CH 112, EL 115, ENG 104, PSY 201, WR 123/227). Most students do not need to list 5 courses.

3 or more Credits	C grade	B grade	A grade	QP
College Name, Course #, Course Name, Term/Year	2x	3x	4x	
College Name, Course #, Course Name, Term/Year	2x	3x	4x	
College Name, Course #, Course Name, Term/Year	2x	3x	4x	
College Name, Course #, Course Name, Term/Year	2x	3x	4x	
College Name, Course #, Course Name, Term/Year	2x	3x	4x	

Maximum total prerequisite credits is 45- 47

TOTAL SECTIONS 1 & 2

For office use only total of Section 1 and 2 – 45-47 credits/135-188 quality points

Section 3: GPA Calculation- minimum accepted prerequisite GPA is 3.00 (16 points) to 4.00 (40 points)		
Calculate Prerequisite GPA by dividing quality total points by total credits (see Total Sections 1&2)   GPA = _____ <i>Example 1:</i> 184/ 46 = 4.00 GPA = Prerequisite GPA: <i>Example 2:</i> 144/40 = 3.60 GPA		
TO calculate GPA points – Multiple Prerequisite GPA by 24 and then subtract 56 (e.g. GPA _____ x 24 = GPA Points. Enter in right hand column) = GPA Pts <i>Example 1:</i> 4.00 x 24 = 96 – 56 = 40 GPA points: <i>Example 2:</i> 3.60 x 24 = 91.92 – 56 = 30.4 GPA points. Pre-requisite GPA _____ x 24 = _____ - 56 = GPA points		
For office use only		
Section 4: OCNE Points – see Item 4, page 5 (up to 44 points)		Point Earned
Grade in Anatomy and Physiology 1 (BI 231). Use most recent BI 231 course A = 5pts B = 3pts; C = 0 points 		
National Standardized Test – will change for Winter 2016 ATI LPN Step Exam. Points = applicant's score-decimal form times 20 (e.g, 84% = 0.84 x 20 = 16.8 pts) = 0-20 pts		
Required References Mail to HP Application Center two Advanced Placement References – Required to apply: 4000 East 30 th Lane Community College, Eugene, OR 97405. Eligible for up to 18 points from reference rating = 10-18 pts		Office use only
Prior College Degree: List type of degree, college and term/year completed below. <i>Transcript must show degree granted.</i>  Associate degree or higher = 1 		
Section 5: Lane Discretionary Points – See Item 5, page 5 (up to 12 points) 		---
Cumulative GPA Practical Nurse Program ≥3.00 		= 2 pts 
Lane County Residence for at least 90 days prior to application. Write in your Address (not PO Box) on Form 1 (see previous page)		=4 pts
Prerequisites Taken at Lane CC listed in Sections 1 and 2, see Item 5, page 5		24-35 prerequisite credits = 1 pts 36 or more prerequisite credits = 2 pts
Diversity Course – as defined page 5 – item 5. College Name, Course #, Course Name, Term/Year 		= 2 pts
Medical Terminology Course (2 credits, may be taken as Pass) – page 5 – item 5. College Name, Course #, Course Name, Term/Year		= 2 pts
Section 6: State Board of Nursing Licensed Practical Nurse Unencumbered License		---
Submit verification of Oregon State Board of Nursing Licensed Practical Nurse Unencumbered License (submit verification) required to apply		Office use 
Submit Licensed Practical Nurse work verification form –		*500 hours minimum required to apply Office use
ESTIMATED POINTS (up to 96 points) 		TOTAL SECTIONS 3, 4, 5 
For office use only		