

Name:

Traction Skill Check Instructions

Ground rules: traction (manual or mechanical) **may not** be practiced without supervision by an instructor. Unsafe lab practice could result in significant injury and may result in dismissal from the program.

You will perform the following skill check scenarios with an instructor:



Lumbar traction on traction table + home cervical traction








Patient communication elements are demonstrated during the application of home traction units. During your traction table skill check, your instructor will prompt you to verbally review patient communication steps as listed on your skill check sheet

Manual traction skill checks are completed by peer review *after being checked by an instructor for appropriate technique and safe force application.*

Name:

Mechanical Traction Skill Check – 50 Points

-  **Critical Safety Elements** are noted in **BOLD**. These are **PASS/FAIL**. Failure to complete critical safety elements during formal assessment will result in a **zero grade and the skill check must be successfully repeated in order to pass the course**.
-  Two zeros in any category is a failure of lab test

Safety	Points	Comments
 SPTA uses good body mechanics	P/NP	
 SPTA assists patient with good body mechanics	P/NP	
 SPTA offers assist in getting in/out of positions	P/NP	
 SPTA stands by to assist even if not needed	P/NP	
 SPTA checks for contraindications	P/NP	
 Patient not in an unsafe situation at any time	P/NP	
 Electric cords kept out of Rx area	P/NP	
Patient Communication – pre-Rx- 5points	Points	Comments
Introduce yourself	/1	
Explain to patient	/2	
Explained adverse effects	/2	
Cervical Saunders– 20 points	Points	Comments
Correct placement /Saunders unit	/2	
Correct angle of pull	/2	
Correct positioning of patient	/2	
Instruct on parameters for interval traction	/2	
Verbalize correct force	/2	
Verbalize treatment duration appropriate to the condition (acute and chronic)	/2	
After first pull, checked response	/2	
Increased force at appropriate time	/2	
Leaves call bell; verbalizes indications for call bell	/2	
Assists patient as needed from traction	/2	
Patient Communication – post-Rx – 5pts	Points	Comments
Let patient rest a few minutes (supine and ret-to-sit)	/2	
Recheck patients response to treatment	/2	
Replace all equipment used	/1	
Lumbar – 20 points		
Correct placement of harnesses unit	/2	
Correct positioning of patient (placement of lumbar	/2	

Name:

spine on table and LE support)		
Set up treatment parameters (“lumbar, min/max pounds, step up/down, ‘intermittent’)	/4	
Verbalize correct force based on POC; set force to classroom guidelines	/2	
Set correct duration	/2	
After first pull, checked response	/2	
Open split table at correct time (one cycle),	/2	
Leaves call bell; verbalizes indications for call bell	/2	
Turned off traction and released belts properly	/2	

V+ or V indicates safe and effective treatment 😊

V- indicates omissions, ineffective Rx, below appropriate level 😞







Repeat indicates unsafe and/or ineffective Rx 😡

Score = / 50 Points

Examiner Comments

Name:

Manual Traction Skill Checks – 30 points

Manual C/S	Points	Comments
Peer Reviewer:		
 SPTA uses good body mechanics	P/NP	
 SPTA checks for contraindications	P/NP	
 Patient not in an unsafe situation at any time	P/NP	
Correct patient positioning	/2	
Explanation to patient	/2	
Explanation of adverse reactions	/2	
Correct positioning of hands	/2	
Correct force and duration (15 seconds)	/2	
Verbalizes correct duration of treatment	/1	
Performs 5 repetitions per patient response	/2	
Checked response of patient	/2	
Manual L/S	Points	Comments
 SPTA uses good body mechanics	P/NP	
 SPTA checks for contraindications	P/NP	
 Patient not in an unsafe situation at any time	P/NP	
Correct patient positioning	/2	
Explanation to patient	/2	
Explanation of adverse reactions	/2	
Correct positioning of sheet and patient	/2	
Correct force and duration (60 sec) based on patient response	/2	
Verbalizes correct duration of treatment	/1	
Checked response of patient; modifies according to patient response	/2	

V+ or V indicates safe and effective treatment 😊

V- indicates omissions, ineffective Rx, below appropriate level 😞

Repeat indicates unsafe and/or ineffective Rx 😡

Score = /30 Points

Examiner Comments