

# Lane Community College PTA 204L Neurological Dysfunctions Lab

## Balance Interventions Skill Check

As the PTA, each of you will:

1. demonstrate three (3) skills listed in **BOLD** below,

### Balance Intervention Skills List

- a. Intervention for vestibular training (e.g., eye gaze)**
- b. Intervention for sensory retraining**
  - i. Enhance input from proprioceptors**
  - ii. Enhance input from vestibular system**
- c. Intervention for perceptual training (e.g., limits of stability/center of gravity activity)**
- d. Intervention for postural training strategy**

Lane Community College

Name:

PTA 204L Neuro Dysfunctions Lab




Score: / 50


Rating: V+ / V / V- / Repeat

### Balance Interventions Skill Check Rubric

Your final skill check grade is based on your first attempt with an examiner.

<i>Prepares for Patient Treatment - 5 points</i>	
<input type="checkbox"/> passes skill check $\geq 70\%$ by minimum of 2 peers during practice, provides examiner copies of peer skill check grading sheet <b>Peer initials:</b>	5
<i>Intervention 1- 15 points</i>	
<input type="checkbox"/> Intervention is appropriate for the condition	/ 5
<input type="checkbox"/> uses clear, concise and appropriate verbal cues	/ 5
<input type="checkbox"/> demonstrates good body mechanics, patient guarding and safety techniques	/ 5
<i>Intervention 2- 15 points</i>	
<input type="checkbox"/> Intervention is appropriate for the condition	/ 5
<input type="checkbox"/> uses clear, concise and appropriate verbal cues	/ 5
<input type="checkbox"/> demonstrates good body mechanics, patient guarding and safety techniques	/ 5
<i>Intervention 3 – 15 points</i>	
<input type="checkbox"/> Intervention is appropriate for the condition	/ 5
<input type="checkbox"/> uses clear, concise and appropriate verbal cues	/ 5
<input type="checkbox"/> demonstrates good body mechanics, patient guarding and safety techniques	/ 5

<i>Safety (P/NP)</i>	
<input type="checkbox"/>  <b>washes hands before and after patient contact</b>	<b>P/NP</b>
<input type="checkbox"/>  <b>uses good body mechanics throughout the activity</b>	<b>P/NP</b>
<input type="checkbox"/>  <b>correctly applies and uses gait belt throughout the treatment</b>	<b>P/NP</b>

 **Critical Safety Elements** are noted in **BOLD**. These are **PASS/NO PASS**. Critical safety elements which are not completed during formal assessment will result in a **zero grade and the skill check must be successfully repeated in order to pass the course**.

Skill Check Grade – Final scores are based on first skill check attempt

<i>V+</i>	<i>Excellent, safe and effective, &gt;=(45/50) 😊</i>
<i>V</i>	<i>Safe and Effective, (40 to 44/50) 😊</i>
<i>V-</i>	<i>omissions, ineffective Rx, below appropriate level 😊 (35 to 39/50)</i>
<i>Repeat</i>	<i>indicates unsafe and/or ineffective Rx 😞 (&lt;35/50)</i>

Final Comments: