

Lane Community College


Name:

PTA 204L Neuro Dysfunctions Lab

Score: / 35




Rating: V+ / V / V- / Repeat

Neuromuscular Tests and Measures Skill Check

 **Critical Safety Elements** are noted in **BOLD**. These are **PASS/NO PASS**. Critical safety elements which are not completed during formal assessment will result in a **zero grade and the skill check must be successfully repeated in order to pass the course**.

Your final skill check grade is based on your first attempt with an examiner.

<i>Confirms understanding – 5 points</i>	
<input type="checkbox"/> passes skill check $\geq 70\%$ by minimum of 2 peers during practice, provides examiner copies of peer skill check grading sheet Peer initials:	P/NP
<input type="checkbox"/> verbalizes importance of chart/medical history review prior to performing respective tests and measures	/ 1
<input type="checkbox"/> verbalizes importance of assessing A&O and tone prior to treatment	/ 1
<input type="checkbox"/> provides three (3) examples of s/sxs of adverse changes in cognition	/ 3
<i>Communication – 4 points</i>	
<input type="checkbox"/> introduces self as SPTA and name	/ 1
<input type="checkbox"/> verifies identity of patient using appropriate strategies	/ 1
<input type="checkbox"/> implements effective communication strategies for patients with visual or auditory processing impairment; allows time for response	/ 2
<i>Application of Intervention – 23 points</i>	
<input type="checkbox"/> performs upper extremity neuromuscular sensory test using classroom standard	/ 12
<input type="checkbox"/> performs extremity coordination test using classroom standard	/ 6
<input type="checkbox"/> assesses patient comfort and modifies positioning as indicated	/ 2
<input type="checkbox"/> organizes treatment approach to maximize efficiency	/ 3
<i>Assessment – 3 points</i>	

<i>Safety (P/NP)</i>	
<input type="checkbox"/>  washes hands before and after patient contact	P/NP
<input type="checkbox"/>  modifies or discontinues the intervention based on the patient response	P/NP
<input type="checkbox"/>  uses good body mechanics throughout the activity; adjusts height of treating surface as needed	P/NP

Kinesthesia: (joint motion) assessment correct procedure (patient instruction and position, manual contact, up/down, in/out, 5 reps selected joint(s))

Proprioception: (joint position) assessment correct procedure (patient instruction and position, manual contact, 5 positions tested)

Coordination assessment correct procedure (nose-finger-nose, rapid alternating movement, heel-to-shin)

Skill Check Grade – Final scores are based on first skill check attempt

V+	<i>Excellent, safe and effective, >=(32/35) 😊</i>
V	<i>Safe and Effective, (28 to 31/35) 😊</i>
V-	<i>omissions, ineffective Rx, below appropriate level 😞 (25 to 27/35)</i>
Repeat	<i>indicates unsafe and/or ineffective Rx 😞 (<24/35)</i>

Final Comments: